

2: CRITERION

Teaching-learning and Evaluation

Student Performance and Learning Outcomes

2.6.2: Pass percentage of Students during last
five years

3rd Cycle

Assessment & Accreditation by NAAC

BHARATIYA MAHAVIDYALAYA, MORSHI

NAAC Reaccredited with Grade B with
CGPA 2.33 (3rd Cycle)





Bharatiya Vidyamandir, Amravati's

BHARATIYA MAHAVIDYALAYA, MORSHI

Dist. Amravati (MH-444905)



Website : <https://bvmorshi.ac.in/>

NAAC Reaccredited with Grade 'B'

College Code : 119

Officiating Principal
Dr. Rajnish G. Bambole
M.A., Ph.D., NET.

Email : bvmorshi@rediffmail.com

Phone No. 07228-222242

Fax. No. 07228-222242

No. BMV/ /2022-2023

Date : / / 2023

2.6.2 Pass percentage of Students during last five years

Year	Program Code	Program Name	Number of students appeared in the final year examination	Number of students passed in final year examination
2016-17	Art's	B.A. III	171	57
	Commerce	B.Com III	88	37
	Art's	M.A. (HIS)	25	15
	Art's	M.A. (POL)	12	7
	Commerce	M.Com	21	19
			317	135
2017-18	Art's	B.A. III	96	23
	Commerce	B.Com III	84	64
	Art's	M.A. (HIS)	27	22
	Art's	M.A. (POL)	19	14
	Commerce	M.Com	56	54
			282	177
2018-19	Art's	B.A. III	180	25
	Commerce	B.Com III	110	54
	Art's	B.Sc. III	26	14
	Art's	M.A. (HIS)	25	17
	Art's	M.A. (POL)	47	20
	Commerce	M.Com	53	43
			441	173
2019-20	Art's	B.A. III	89	80
	Commerce	B.Com III	68	67
	Art's	B.Sc. III	41	41

	Art's	M.A. (HIS)	31	29
	Art's	M.A. (POL)	35	29
	Commerce	M.Com	52	48
			316	294
2020-21	Art's	B.A. III	105	79
	Commerce	B.Com III	72	71
	Art's	B.Sc. III	57	56
	Art's	M.A. (HIS)	24	19
	Art's	M.A. (POL)	23	17
	Commerce	M.Com	93	76
			374	318
2021-22	Art's	B.A. III	127	20
	Commerce	B.Com III	88	44
	Art's	B.Sc. III	41	14
	Art's	M.A. (HIS)	84	40
	Art's	M.A. (POL)	80	33
	Commerce	M.Com	110	65
			530	216

79026
15119372

YOGITA PUNDLIK HIRULKAR

119 0 119 M F

POL

ENG

ELT

HIS

42

41

45

62

BA-III S-2018

26

MAR

GOP

43

47

41

29

30

29

RESULT STATISTICS FOR THE COLLEGE

	Total	Fresh	Exam	Boys	Girls	Division	%	Result WithHeld	Failure	
Appeared	96	96	0	30	66	I	6	By Office W/O	0	
Pass	23	23	0	6	17	II	11	At Tabulation W/T	0	
Pass- %	23.96	23.96	0.00	20.00	25.76	III	0	Unfair Means W/U	0	
								By Error No W/E	0	
								By ATKT No W/A	6	
									With Exemption	69

Subjectwise Statistice Of Appeared And Pass % Counts

ECO : 16/31 51.61%, ELT : 6/8 75.00%, ENG : 28/96 29.17%, FNE : 1/1 100.00%, GOP : 52/65 80.00%, HEC : 9/11 81.82%, HIS : 60/81 74.07%, MAR : 28/96 29.17%, MLT : 7/15 46.67%, POL : 62/76 81.58%,

Bambole
प्राचार्य

भारतीय महाविद्यालय
मोर्शी, जि. अमरावती

B Com III 5-2018

	121	0 119	M	M	CMA	24				28		25	
					BFC	32				IWW	24	20	
					BOE	30							
43087					ENG	16			MAR	24		14	309
15119502					CMA	42			BEM	38		28	
	121	0 119	M	M	BFC	35			IWW	36		29	
					BOE	40							
43088					ENG	XMP 04			MAR	XMF 19		13	312
15119501					CMA	XMF 25			BEM	XMF 25		28	
	121	0 119	M	M	BFC	XMF 24			IWW	XMF 31		28	
					BOE	XMF 37							

RESULT STATISTICS FOR THE COLLEGE

	Total	Fresh	Exm	Boys	Girls	Division	%	Result WithHeld	Failure
Appeared	84	84	0	25	59	I	28	By Office W/O	Deleted
Pass	64	64	0	16	48	II	11	At Tsbulation W/T	With Exemption
Pass- %	76.19	76.19	0.00	64.00	81.36	III	0	Unfair Means W/U	
								By Enroll No W/E	
								By ATKT No W/A	

Subjectwise Statistice Of Appeared And Pass % Counts

BEM : 75/84 89.29%, BFC : 76/84 90.48%, CMA : 68/84 80.95%, ENG : 70/84 83.33%, BOE : 81/84 96.43%, IWW : 79/84 94.05%, MAR : 80/84 95.24%,

61
39
1
2.3

Dambole
प्राचार्य
भारतीय महाविद्यालय
मोशी, जि. अमरावती

MA HIS II S-2018

SEM IV

Sri Gadge Baba Amrarnati University

Tabulation Register

M.A PART-II(HISTORY) Summer 2018

Date
Page No.

College Code & Name: 0 119 Bhartiya Mahavidyalaya, Morshi.


Roll No.	Name of the Candidate	W/H											I Year					
EnRoll No.	Gen	Cat	Clg	Med	Sex	Remarks	Sub1	Sub2	Sub3	Sub4	Sub5	Sub6	Sub7	Sub8	Sub9	Sub10	Sub11	Sub12

RESULT STATISTICS FOR THE COLLEGE

	Total	Fresh	Exm	Boys	Girls	Division	%	Result WithHeld	Failure	
Appeared	27	27	0	4	23	I	1	By Office W/O	0	
Pass	22	22	0	3	19	II	4	At Tabulation W/T	0	
Pass- %	81.48	81.48	0.00	75.00	82.61	III	11	Unfair Means W/U	0	
								By Enroll No W/E	0	
								By ATKT No W/A	5	
									Deleted	0
									With Exemption	1

Subjectwise Statistice Of Appeared And Pass % Counts

HMF : 22/27 81.48%, HMI : 23/27 85.19%, HSM : 23/27 85.19%, WMH : 23/27 85.19%,



Dombale
 प्राचार्य
 भारतीय महाविद्यालय
 मोर्शी, जि. अमरावती

M-Com ~~1407~~ 2018⁵⁰

121	0 119	M	M	1400	AA	AA	1405	XMP AA	10
67436				1401	AA	AA	1407	AA	09
12103935				1400	AA	08			
121	0 119	M	M						

Div Marks (1):- 256 / 400 (2):- 0 / 400 (3):- 0 / 400

Div Marks (1):- 247 / 400 (2):- 236 / 400 (3):- 0 / 400

RESULT STATISTICS FOR THE COLLEGE

	Total	Fresh	Exm	Boys	Girls	Division	%	Result WithHeld	Failure
Appeared	56	56	0	22	34	I 21	6	By Office W/O	Deleted 0
Pass	54	54	0	20	34	II	0	At Tsubulstion W/T	With Exemption 2
Pass- %	96.43	96.43	0.00	90.91	100.00	III	0	Unfair Means W/U	
								By Enroll No W/E	
								By ATKT No W/A	48

Subjectwise Statistice Of Appeared And Pass % Counts

1400Co-operative Manag: 54/56 96.43%, 1401Project Report & V: 55/56 98.21%, 1405Advertising & Sale: 54/56 96.43%, 1407International Mark: 54/56 96.43%,

5/05/17/A

Bambole
 प्राचार्य
 भारतीय महाविद्यालय
 मेरठ, जि. अमरावती

1401: Project Report & Viv. 1402: Financial Institutio. 1405: Advertising & Sales. 1406: International Busine. 1406: Marketing Research. 1409: International Market. 1400: Co-operative
 1403: Project Planning & C. 1410: Foreign Trade Policy. 1404: Security Analysis &. 1407: International Market

80034
3119185

SHRADDHA RAJENDRARAO RAUT
121 0 119 M F

ENG XMP 13
GOP XMF 28
POL XMF 41
Tabulation Register

26 MAR XMF 31
25 HIS 30
BA - III (Sum) 2019 summer

80055
16119155

SHRADDHA GAJANAN RAUT
121 0 119 M F

ENG XMP 18
GOP XMF 35
POL XMF 56

28 MAR XMF 35
25 HIS XMF 35

80066
15119219

TEJASWINI SUBHASHRAO DAWAKE
121 0 119 M F

ENG XMP 18
GOP XMF 25
POL 29

27 MAR XMF 28
28 HIS 21

80072
16119174

VIJAY GANGADHARRAO SAUT
121 0 119 M M

ENG 25
GOP 30
POL 42

27 MAR 35
28 HIS 42

RESULT STATISTICS FOR THE COLLEGE

	Total	Fresh	Exm	Boys	Girls	Division	%
Appeared	180	180	0	52	128	I	0
Pass	25	25	0	4	21	II	10
Pass-%	13.89	13.89	0.00	7.69	16.41	III	1

Result WithHeld

By Office W/O	0
At Tabulation W/T	0
Unfair Means W/U	0
By Enroll No W/E	0
By ATKT No W/A	17

Failure

Deleted	0
With Exemption	148

Subjectwise Statistic Of Appeared And Pass % Counts

ECO : 24/30 80.00%, ELT : 0/8 0.00%, ENG : 31/180 17.22%, FNE : 0/1 0.00%, GOP : 110/132 83.33%, HEC : 25/30 83.33%, HIS : 97/166 58.43%, MAR : 141/180 78.33%, MLT : 20/25 80.00%, POL : 92/148 62.16%

Dumbale
प्राचार्य
भा.रा.जी. महाविद्यालय
मोशी, जि. रा.प.

Pass - B
SC
ST
VJ
OT (B)
(C)
(D)
SPC
OBC
ABV

College Code & Name: 0119 Bhartiya Mahavidyalya, Morshi.

III Year I Year II Year

Sl No	Name of the Candidate	W/H	Sub1	Sub2	Sub3	Sub4	Sub6	Sub8	Sub10	Sub11	Sub12
Roll No.	Gen Cat	Clg Med Seat	Remarks	Sub1	Sub3	Sub5	Sub7	Sub9	Sub11		
44501 5119358	YUVARAJ SURISHIRAO DHANDE	119	0119 M M	ENG 21 CMA 40 BFC 33 EOE 41	15 27 28 26	MAR 18 BEM 54 IWW 34	15 29 28	409	403*		
44502 6119438	YUVRAJ GAJANAN THAKARE	119	0119 M M	ENG 08 CMA 37 BFC 31 EOE 31	14 28 28 27	MAR 15 BEM 42 IWW 28	15 29 28	366	363		

RESULT STATISTICS FOR THE COLLEGE

Appeared	Total	Fresh	Exm	Boys	Girls	Division	%
110	110	0	45	65	I	38	
54	54	0	14	40	II	5	
Pass - %	49.09	49.09	0.00	31.11	61.54	III	0

Result With Held	Failure Deleted
By Office W/O	0
At Tabulation W/T	1
Unfair Means W/U	0
By Enroll No W/E	0
By ATKT No W/A	11

Subjectwise Statistics Of Appeared And Pass % COURSE

BEM: 90/110 81.82%, BFC : 95/110 86.36%, CMA : 81/110 73.64%, ENG : 59/110 53.64%, EOE : 88/110 80.00%, IWW : 91/110 82.73%, MAR : 95/110 86.36%

Bombale
प्राचार्य
भारतीय महाविद्यालय
मोर्शी, जि. अमरावती

	B	e	T
Adm	50	65	115
Appeared	45	65	110
Pass	14	40	54
SC	1,1,2	3	7
ST			

College Code & Name 0 119 Bhartiya Mahavidyalaya, Morshi

Roll No.	Name of the Candidate	WH													Mark Obt.			
EnRoll No.	Gen	Ca	Cig	Med	Sex	Remarks	Sub1	Sub2	Sub3	Sub4	Sub5	Sub6	Sub7	Sub8	Sub9	Sub10	Sub11	Sub12

RESULT STATISTICS FOR THE COLLEGE

	Total	Fresh	Exam	Boys	Girls	Division	%	Result With Hold	Failure
Appeared	26	26	0	14	12	I	5	By Office W/O	0
Pass	14	14	0	9	5	II	7	At Tabulation W/T	0
Pass- %	53.85	53.85	0.00	64.29	41.67	III	0	Unfair Means W/U	0
								By Enroll No W/E	0
								By AIKT No W/A	10
								Deleted	0
								With Exemption	12

Subjectwise Statistics Of Appeared And Pass % Counts

BOT Botany: 9/13 69.23%, CHE Chemistry: 17/26 65.38%, MTH Mathematics: 12/13 92.31%, PHY Physics: 8/13 61.54%, ZOO Zoology: 11/13 84.62%

Dambale
प्राचार्यभारतीय महाविद्यालय
मोर्शी, जि. अमरावती

College Code & Name: 0 119 Bhartiya Mahavidyalaya, Morshi.

Roll No.	Name of the Candidate	W/H	Sub1	Sub2	Sub3	Sub4	Sub5	Sub6	Sub8	Sub10	Sub11	Sub12	Mark Obt.	Tot-Cred/Cgpa/cg-Gr
----------	-----------------------	-----	------	------	------	------	------	------	------	-------	-------	-------	-----------	---------------------

RESULT STATISTICS FOR THE COLLEGE

	Total	Fresh	Exm	Boys	Girls	Division	%
appeared	53	53	0	10	43	I	12
Pass	43	43	0	6	37	II	0
Pass-%	81.13	81.13	0.00	60.00	86.05	III	0

Result WithHeld	
By Office W/O	0
At Tabulation W/T	0
Unfair Means W/U	0
By Enroll No W/E	0
By ATKT No W/A	31

Failure	
Deleted	0
With Exemption	10

Subjectwise Statistics Of Appeared And Pass % Counts

4031: 48/53 90.57%, 4035: 46/53 86.79%, 4036: 51/53 96.23%, 4037: 50/53 94.34%,

Admitted 15 55
 Passed 10 43
 Pass 06 37
 B G T

Dombale
 प्राचार्य
 भारतीय महाविद्यालय
 मोर्शी, जि. अमरावती

AT (C)	01	✓
OBC	05	20,10 ✓
SBC	00	02 ✓
SC	00	04,01 ✓
ST	00	01 ✓
TOT	39	

College Code & Name: 0 119 Bhartiya Mahavidyalaya, Morshi

Roll No.	Name of the Candidate	W/H													Mar					
EnRoll No.	Gen Cat	Clg	Med	Sex	Remarks	Sub1	Sub2	Sub3	Sub4	Sub5	Sub6	Sub7	Sub8	Sub9	Sub10	Sub11	Sub12	Tot-Cr		
70183 15119190	SWATI RAJENDRA KHORGADE					3311	80	19										80	18	
	119 0 119 M F					3313	80	18										80	18	
																		Div Marks (1):- 6.80 / 20/G- 0	(2):- 7.40 / 20/G- 0	(3)
70184 18119532	VAISHALI DHYANESHWAR DHURVE					3311	80	20										80	20	
	119 0 119 M F					3313	80	20										80	20	
																		Div Marks (1):- 6.80 / 20/G- 0	(2):- 6.90 / 20/G- 0	(3)
70185 15119336	VAISHNAVI MANOHARRAO AMZARE					3311	80	18										80	18	
	119 0 119 M F					3313	80	19										80	19	
																		Div Marks (1):- 6.20 / 20/G- 0	(2):- 6.60 / 20/G- 0	(3)

RESULT STATISTICS FOR THE COLLEGE

	Total	Fresh	Exam	Boys	Girls	Division	%	Result WithHeld	Failure
Appeared	31	31	0	2	29	I	16	By Office W/O	0
Pass	29	29	0	2	27	II	0	At Tabulation W/T	0
Pass-%	93.55	93.55	0.00	100.00	93.10	III	0	Unfair Means W/U	0
								By Enroll No W/E	0
								By ATKT No W/A	4

Subjectwise Statistics Of Appeared And Pass % Counts

College Code & Name: 0119 Bhartiya Mahavidyalaya, Morshi

Mark Obt

Roll No	Name of the Candidate	W/H	Sub1	Sub2	Sub3	Sub4	Sub5	Sub6	Sub7	Sub8	Sub9	Sub10	Sub11	Sub12	Tot-Crdt/Cgpa/cg-Gr
---------	-----------------------	-----	------	------	------	------	------	------	------	------	------	-------	-------	-------	---------------------

RESULT STATISTICS FOR THE COLLEGE

	Total	Fresh	Exm.	Boys	Girls	Division	%	Result WithHeld	Failure
appeared	35	35	0	5	30	I	24	By Office W/O	0
Pass	27	27	0	5	22	II	0	At Tabulation W/T	0
Pass- %	77.14	77.14	0.00	100.00	73.33	III	0	Unfair Means W/U	0
								By Enroll No W/E	0
								By ATKT No W/A	10
								Deleted	0
								With Exemption	0

Subjectwise Statistice Of Appeared And Pass % Counts

2391: 27/35 77.14%, 2392: 28/35 80.00%, 2394: 29/35 82.86%, 2396: 29/35 82.86%

B. S. Bhat
 भारतीय महाविद्यालय
 मोशी, जि. अमरावती

College Code & Name : - 0 119 - Bhartiya Mahavidyalaya, Morshi

Roll No.	Name of the Candidate	W/H	Sub1	Sub2	Mark Obt.	Aggr Total	Dir.		
EnRoll No.	Cen	CatClg	Med	Sex				Remarks	Sub3
			Sub5	Sub6	500				
			Sub7	Sub8					
			Sub9	Sub10					
			Sub11	Sub12					
				G.P.	Grade			G.P.	Grade

RESULT STATISTICS FOR THE COLLEGE

	Total	Fresh	Exm	Boys	Girls	Division	%	Result Withheld	Failure
Appeared	89	89	0	25	64	1st	89.88	By Office W/O 0	Deleted 0
Pass	80	80	0	25	55	2nd	0	At Tabulation W/T 7	With Exemption 2
Pass %	89.88	89.88	0	100	85.93	3rd	0	Unfair Means W/U 0	
Subjectwise Statistics Of Appeared And Pass %								By Enroll No W/E 0	
								By ATKT No W/A 26	

1025	74	72	97.30
1051	4	3	75.00
1001	89	87	97.75
1011	89	86	96.63
1052	12	11	91.67
1115	3	3	100.00
1022	36	34	94.44
1021	78	76	97.44
1113	10	4	40.00
1111	50	49	98.00

Bambole
 प्राचार्य
 भारतीय महाविद्यालय
 मोर्शी, जि. अमरावती

College Code & Name: 0 119 Bhartiya Mahavidyalaya, Morshi


Roll No	Name of the Candidate	W/H	Sub1	Sub2	Sub3	Sub4	Sub5	Sub8	Sub10	Sub11	Sub12
EnRoll No	Gen Cat Clg	Med Sex	Remarks	Sub1	Sub3	Sub5	Sub7	Sub9	Sub11	Sub12	
71673 17119433	VAISHNAVI VIJAY KEMEKAR		1001	37	08	0	10	1011	40		
			3061	77	18	0	10	3062	79		
	119 0 119 M F		3063	80	20	0	10	3068	60		
			3069	60	40	0	10				
Div Marks (1):- 640 / 20/G-0 (2):- 675 / 20/G-0 (3):- 645 / 20/G-0 (4):- 690 / 20/G-											
71674 17119375	VISHAKHA KUNJANSINGH BAI		1001	37	08	0	10	1011	40		
			3061	80	20	0	10	3062	80		
	119 0 119 M F		3063	80	20	0	10	3068	60		
			3069	60	40	0	10				
Div Marks (1):- 670 / 20/G-0 (2):- 680 / 20/G-0 (3):- 720 / 20/G-0 (4):- 650 / 20/G-											

RESULT STATISTICS FOR THE COLLEGE

	Total	Fresh	Exm	Boys	Girls	Division	%	Result With/Field	Failure
Appeared	68	62	0	19	49	I	55	By Office W/O	0
Pass	67	67	0	18	49	II	0	At Tabulation W/T	0
Pass-%	98.53	98.53	0.00	94.74	100.00	III	0	Unfair Means W/U	0
								By Enroll No W/E	0
								By ATKT No W/A	0

Subjectwise Statistic Of Appeared And Pass % Counts

1001: 68/68 100.00%, 1011: 67/68 98.53%, 3061: 67/68 98.53%, 3062: 67/68 98.53%, 3063: 67/68 98.53%, 3068: 67/68 98.53%, 3069: 67/68 98.53%


 प्राचार्य
 भारतीय महाविद्यालय
 मोर्शी, जि. अमरावती

College Code & Name: 0 119 Bhartiya Mahavidyalaya, Morshi

Mark Obt.

Roll No EnRoll No.	Name of the Candidate Cen Cat Clg Med Sex	W/H Remarks	Sub1 Sub3 Sub5 Sub7 Sub9 Sub11	Sub2 Sub4 Sub6 Sub8 Sub10 Sub12	80	20	45	Div Marks (1):- 0 / 900	(2):- 0 / 900	(3):- 0 / 450	(4):- 413 /
71744	TRUSHNA SUBHASHRAO SURJUSE	W/A	BOT ZOO	CHE	80	20	45	80	20	47	413
119 0119 E F											
71745	VAISHNAVI SHYAM JAWANIAL	W/A	BOT ZOO	CHE	80	20	48	80	20	47	428
119 0119 E F											
71746	VIKAS BANDU TETU	W/A	BOT ZOO	CHE	80	20	49	80	20	49	436
119 0119 E M											
71747 15104905	VIKESH PRAKASH WADODE	W/A	BOT ZOO	CHE	80	20	46	80	20	48	425
119 0119 E M											
71748 16104997	VISHWAJEET RAJKUMAR PUNSE		BOT ZOO	CHE	80	20	49	73	20	47	424
119 0119 E M											

RESULT STATISTICS FOR THE COLLEGE

	Total	Fresh	Exm	Boys	Girls	Division	%	Result WithHeld	Failure
Appeared	41	41	0	21	20	I	9	By Office W/O	0
Pass	41	41	0	21	20	II	0	At Tabulation W/T	0
Pass- %	100.00	100.00	0.00	100.00	100.00	III	0	Unfair Means W/U	0
								By Enroll No W/E	0
								By ATKT No W/A	32
								Deleted	0
								With Exemption	0

Subjectwise Statistic Of Appeared And Pass % Counts

BOT Botany: 26/26 100.00%, CHE Chemistry: 41/41 100.00%, MTH Mathematics: 15/15 100.00%, PHY Physics: 15/15 100.00%, ZOO Zoology: 26/26 100.00%

College Code & Name : - 0 119 - Bhartiya Mahavidyalaya, Morshi

Roll No.	Name of the	W/H	Sub1	Sub2	Sub3	Sub4	Sub5	Sub6	Sub7	Sub8	Sub9	Sub10	Sub11	Sub12	Mark Obt.	Aggr Total Result	Div.
EnRoll No.	Cen	CatClg	Med	Sex	Remarks										500	Remarks	

RESULT STATISTICS FOR THE COLLEGE

Appeared	Total	Fresh	Exm	Boys	Girls	Division	%	Result Withheld	Failure
105	105	105	0	19	86	1st	69.52	By Office W/O	0
79	79	79	0	17	62	2nd	5.71	At Tabulation	1
75.23	75.23	75.23	0	89.47	72.09	3rd	0	Unfair Means	0
								By Enroll No W/E	0
								By ATKT No W/A	33
								Deleted	0
								With Exemption	25

Subjectwise Statistics Of Appeared And Pass

Subject	Appeared	Passed	Pass %
1001	105	96	91.43
1011	105	100	95.24
1021	93	81	87.10
1111	56	51	91.07
1025	78	70	89.74
1115	5	5	100.00
1022	45	34	75.56
1113	22	21	95.45
1051	5	5	100.00
1052	10	9	90.00

Bambole
प्राचार्य
भारतीय महाविद्यालय
मोर्शी, जि. अमरावती

College Code & Name : - 0 119 - Bhartiya Mahavidyalaya, Morshi

Roll No.	Name of the	W/H	Sub1	Sub2	Sub3	Sub4	Sub5	Sub6	Sub7	Sub8	Sub9	Sub10	Sub11	Sub12	Mark Obt.	Aggr Total Result	Remarks	Div.
EnRoll No.	Cen	CatClg	Med	Sex	Remarks										600			

RESULT STATISTICS FOR THE COLLEGE

	Total	Fresh	Exm	Boys	Girls	Division	%	Result Withheld	Failure
Appeared	72	72	0	20	52	1st	98.61	By Office W/O	0
Pass	71	71	0	20	51	2nd	0	At Tabulation	0
Pass %	98.61	98.61	0	100	98.07	3rd	0	Unfair Means	0
								By Enroll No W/E	0
								By ATKT No W/A	13
								Deleted	0
								With Exemption	1

Subjectwise Statistics Of Appeared And Pass

Subject	Appeare	Passed	Pass %
1001	72	72	100.00
1011	72	72	100.00
3061	72	72	100.00
3062	72	72	100.00
3063	72	71	98.61
3068	72	72	100.00
3069	72	72	100.00

Bambole
प्राचार्य

भारतीय महाविद्यालय
मोर्शी, जि. अमरावती

College Code & Name : - 0 119 - Bhartiya Mahavidyalaya, Morshi

Roll No.	Name of the	W/H	Sub1	Sub2	Sub3	Sub4	Sub5	Sub6	Sub7	Sub8	Sub9	Sub10	Sub11	Sub12	Mark Obt.	Aggr Total Result	Remarks	Div.
EnRoll No.	Cen	CatClg	Med	Sex	Remarks										450			

RESULT STATISTICS FOR THE COLLEGE

	Total	Fresh	Exm	Boys	Girls	Division	%	Result Withheld	Failure
Appeared	57	57	0	29	28	1st	96.49	By Office W/O 0	Deleted 0
Pass	56	56	0	29	27	2nd	1.75	At Tabulation 0	With Exemption 1
Pass %	98.24	98.24	0	100	96.42	3rd	0	Unfair Means 0	

Subjectwise Statistics Of Appeared And Pass

Subject	Appeare	Passed	Pass %
CHE	57	57	100.00
BOT	39	38	97.44
ZOO	39	39	100.00
MTH	18	18	100.00
PHY	18	18	100.00

By Enroll No W/E 0
By ATKT No W/A 23

Bombale
प्राचार्य

भारतीय महाविद्यालय
मोर्शी, जि. अमरावती

College Code & Name : - 0 119 - Bhartiya Mahavidyalaya, Morshi

Roll No.	Name of the Candidate	W/H	Sub1	Sub2	Sub3	Sub4	Sub5	Sub6	Sub7	Sub8	Sub9	Sub10	Sub11	Sub12	Mark Obt.	Aggr Total	Result	Div.
EnRoll No.	Cen	CatClg	Med	Sex	Remarks										500			

RESULT STATISTICS FOR THE COLLEGE

Appeared	Total	Fresh	Exm	Boys	Girls	Division	%	Result Withheld	Failure
Pass	127	127	0	35	92	1st	11.81	By Office W/O	0
Pass %	20	20	0	6	14	2nd	3.93	At Tabulation W/T	0
	15.74	15.74	0	17.14	15.21	3rd	0	Unfair Means W/U	0
								By Enroll No W/E	0
								By ATKT No W/A	2
								Deleted	0
								With Exemption	107

Subjectwise Statistics Of Appeared And Pass %

1115	1	0	0.00
1021	102	45	44.12
1022	54	25	46.30
1025	100	41	41.00
1051	10	7	70.00
1001	127	29	22.83
1011	127	93	73.23
1052	24	9	37.50
1111	73	67	91.78
1113	17	12	70.59

D. Bhole
प्राचार्य

भारतीय महाविद्यालय
मोर्शी, जि. अमरावती

1001 ENGLISH 1011 MARATHI 1012 HINDI 1013 SUPPLEMENTARY ENGLISH 1014 URDU 1015 SANSKRIT 1016 PALI & PRAKRIT 1021 HISTORY 1022 ECONOMICS 1023 PHILOSOPHY 1024 SOCIOLOGY 1025
POLITICAL SCIENCE 1026 COMMUNITY DEVELOPMENT & EXTENSION 1027 CO-OPERATION 1028 RASHTRA SANT TUKDOJI THOUGHTS 1029 FOUNDATION OF LIBRARY & INFORMATION SCIENCE 1030
HUMAN RIGHT 1031 RURAL DEVELOPMENT 1032 FUNCTIONAL HINDI 1034 PUBLIC ADMINISTRATION 1051 ENGLISH LITERATURE 1052 MARATHI LITERATURE 1053 HINDI LITERATURE 1054 URDU
LITERATURE 1055 PALI & PRAKRIT LITERATURE 1056 SANSKRIT LITERATURE 1057 PERSIAN LITERATURE 1111 GEOGRAPHY 1112 INDIAN MUSIC 1113 HOME ECONOMICS 1114 PSYCHOLOGY 1115
FUNCTIONAL ENGLISH 1116 EARLY CHILDHOOD CARE AND EDUCATION 1117 RURAL HANDICRAFT 1118 FOOD TECHNOLOGY 1119 APPAREL & TEXTILE DESIGNING 1120 YOGASHASTRA 1121 STATISTICS

College Code & Name : - 0 119 - Bhartiya Mahavidyalaya, Morshi

Roll No.	Name of the Candidate	W/H	Sub1	Sub2	Sub3	Sub4	Sub5	Sub6	Sub7	Sub8	Sub9	Sub10	Sub11	Sub12	Mark Obt.	Aggr Total	Result	Div.
EnRoll No.	Cen	Cat	Clg	Med	Sex										600			

RESULT STATISTICS FOR THE COLLEGE

Appeared	Total	Fresh	Exm	Boys	Girls	Division	%	Result Withheld	Failure
00	00	00	0	27	07	1st	31.81	By Office W/O	0
Pass	44	44	0	11	33	2nd	18.18	At Tabulation W/T	0
Pass %	50	50	0	52.38	49.25	3rd	0	Unfair Means W/U	0
Subjectwise Statistics Of Appeared And Pass %								By Enroll No W/E	0
								By ATKT No W/A	2
								Deleted	0
								With Exemption	44
1001	88	52	59.09						
1011	88	84	95.45						
3061	88	55	62.50						
3062	88	78	88.64						
3063	88	80	90.91						
3068	88	71	80.68						
3069	88	78	88.64						

Bambole
 प्राचार्य
 भारतीय महाविद्यालय
 मोर्शी, जि. अमरावती

College Code & Name: 0 119 Bhartiya Mahavidyalaya, Morshi.

Roll No.	Name of the Candidate	W/H								Mark Obt.										
EnRoll No.	Can	Cat	Cig	Med	Sex	Remarks	Sub1	Sub2	Sub3	Sub4	Sub5	Sub6	Sub7	Sub8	Sub9	Sub10	Sub11	Sub12	Tot-Crdt/Cgpa/c	
27444 201190478	VIDHYA SANJAYRAO MAKH						4031	32	12											
	119	0	119	M	F		4036	39	12	P	4	4035	33							15
										C	5	4037	32							12
																				7.56
27445 17104598	VRUSHALI VINAYAK FANDE						4031	32	17											
	119	0	119	E	F		4036	48	17	P	4	4035	45							13
										B+	7	4037	32							17
																				8.25

Div Marks (1):- 9.00 / 20/G- 0 (2):- 10.00 / 20/G- 0 (3):- 7.00 / 20

Div Marks (1):- 8.75 / 20/G- 0 (2):- 10.00 / 20/G- 0 (3):- 9.00 / 20

RESULT STATISTICS FOR THE COLLEGE

	Total	Fresh	Exam	Boys	Girls	Division	%
Appeared	110	110	0	25	85	I	28
Pass	65	65	0	10	55	II	0
Pass- %	59.09	59.09	0.00	40.00	64.71	III	0

Result WithHeld		Failure	
By Office W/O	0	Deleted	0
At Tabulation W/T	0	With Exemption	40
Unfair Means W/U	0		
By Enroll No W/E	0		
By ATKT No W/A	18		

Subjectwise Statistice Of Appeared And Pass % Counts

4031: 72/110 65.45%, 4035: 88/110 80.00%, 4036: 93/110 84.55%, 4037: 83/110 75.45%

Center Name: 0 119 Bhartiya Mahavidyalya, Morshi.

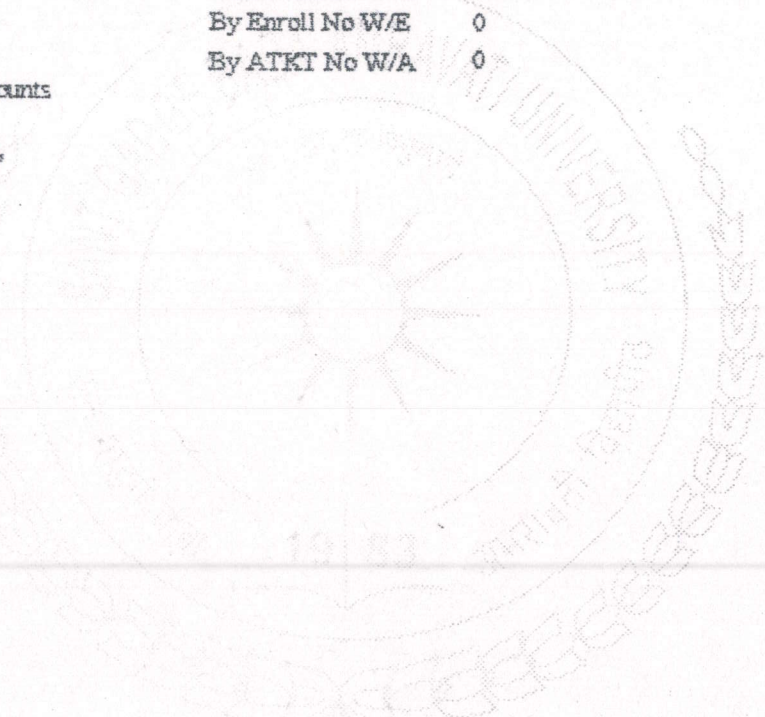
Name of the Candidate		W/H												Mark Obt.	Result							
Cen	Col	Med	Sex	Remarks	Sub1	Sub2	Sub3	Sub4	Sub5	Sub6	Sub7	Sub8	Sub9	Sub10	Sub11	Sub12	Tot-Crdt/Cgpa/cg-Gr	Grp_To	Remark	Cr_GIS	Sgpa/Cr	Div

RESULT STATISTICS FOR THE COLLEGE

Total	Fresh	Exam	Boys	Girls	Division	%	Result WithHeld	Failure
84	84	0	21	63	I	0	By Office W/O 0	Deleted 0
40	40	0	7	33	II	0	At Tabulation W/T 0	With Exemption 44
47.62	47.62	0.00	33.33	52.38	III	0	Unfair Means W/U 0	
							By Enroll No W/E 0	
							By ATKT No W/A 0	

Subjectwise Statistice Of Appeared And Pass % Counts

84 55.95%, 3312: 51/84 60.71%, 3314: 48/84 57.14%, 3315: 58/84 69.05%,



College Code & Name: 0 119 Bhartiya Mahavidyalaya, Morshi.

Roll No	Name of the Candidate	W/H											Mark Obt.							
EnRoll No	Can Cat	Cig	Med	Sex	Remarks	Sub1	Sub2	Sub3	Sub4	Sub5	Sub6	Sub7	Sub8	Sub9	Sub10	Sub11	Sub12	Tot-Crdt/Cgpa/cg-Gr		
24656	YOGESH RAMDASRAO BORWAR					2391	XMP 14	19	F	0	0	10	2392	XMF	40	19		C 5		
108662						2394	XMP 18	18	F	0	0	10	2396	XMF	32	18		P 4		
	119	0	119	M	M														0.00	
																		Div Marks (1):- 9.40 / 20/G- 0	(2):- 9.55 / 20/G- 0	(3):- 7.55 / 20/G-
24657	YOGITA NAMDEORAO DAKHORE					2391	XMP 23	19	F	0	0	10	2392	XMF	38	18		P 4		
						2394	XMF 38	18	P	4	0	10	2396	XMF	34	18		P 4		
	119	0	119	M	F														0.00	
																		Div Marks (1):- 8.20 / 20/G- 0	(2):- 8.90 / 20/G- 0	(3):- 8.60 / 20/G-

RESULT STATISTICS FOR THE COLLEGE

	Total	Fresh	Exm	Boys	Girls	Division	%	Result WithHeld	Failure
Appeared	80	80	0	27	53	I	9	By Office W/C	0
Pass	33	33	0	9	24	II	0	At Tabulation W/T	0
Pass-%	41.25	41.25	0.00	33.33	45.28	III	0	Unfair Means W/U	0
								By Enroll No W/E	0
								By ATKT No W/A	2
								With Exemption	47

Subjectwise Statistice Of Appeared And Pass % Counts

2391: 39/80 48.75%, 2392: 43/80 53.75%, 2394: 57/80 71.25%, 2396: 59/80 73.75%,